




(/src/index?  
Ing=en)

# Ayden Elementary School


2022 

Pitt County Schools


School Website:  (<http://www.pitt.k12.nc.us>)

**Grade Span:** PK-05 **Charter:** No

187 Third Street, Ayden, NC 28513

Welcome Letter 

(<https://docs.google.com/document/d/1mHUIInpbOheEqKm7JaJPBQLjr1sIusp/sharing>)

Compare to Other Schools 

## 2021-22 Overall Performance

View Performance by  
School or District

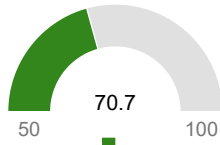
View Performance by  
Subgroup

The accountability reports for the 2021-22 school year include all required components, including the calculation of School Performance Grades. Unlike the previous two school years (2019-20 and 2020-21), the U.S. Department of Education did not grant waivers from federal testing and accountability requirements for the 2021-22 school year. The U.S. Department of Education approved an addendum requested by the State Board of Education to the state's Every Student Succeeds Act (ESSA) plan for relief from certain data requirements impacted by COVID-19. The addendum approval letter is available at <https://www.dpi.nc.gov/media/14775/download?attachment> (<https://www.dpi.nc.gov/media/14775/download?attachment>).

**D** 2021-22  
GRADE

**48**

PERFORMANCE GRADE SCORE



Academic Growth

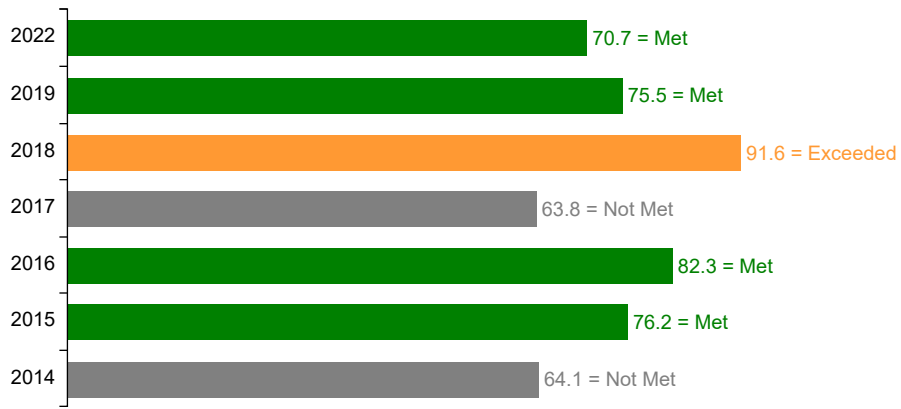
 **Growth Met**

Growth Range	Growth Status
85.0-100.0	Exceeded
70.0-84.9	Met
50.0-69.9	Not Met

Performance Grade Score History



### Academic Growth History



**D** 2021-22  
EOG MATH GRADE

53

EOG MATH GRADE SCORE

✓ Growth Met

**D** 2021-22  
EOG READING GRADE

41

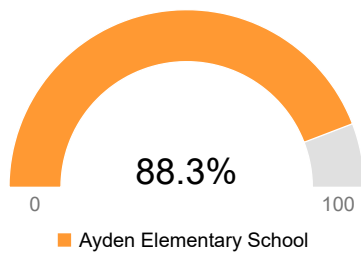
EOG READING GRADE SCORE

**Note - To protect student privacy, some data values for small groups will be suppressed as "> 95%" or "< 5%" in the charts or tables below. For counts less than 10, no data will be displayed.**

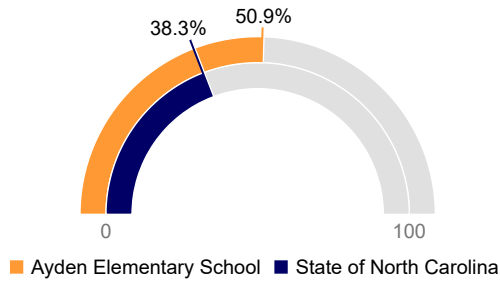
## 2021-22 Student Characteristics & Participation

This section describes some key measures about the students at this school.

### Incoming Student Readiness **i**



### Percentage Economically Disadvantaged i



## 2021-22 Student Performance

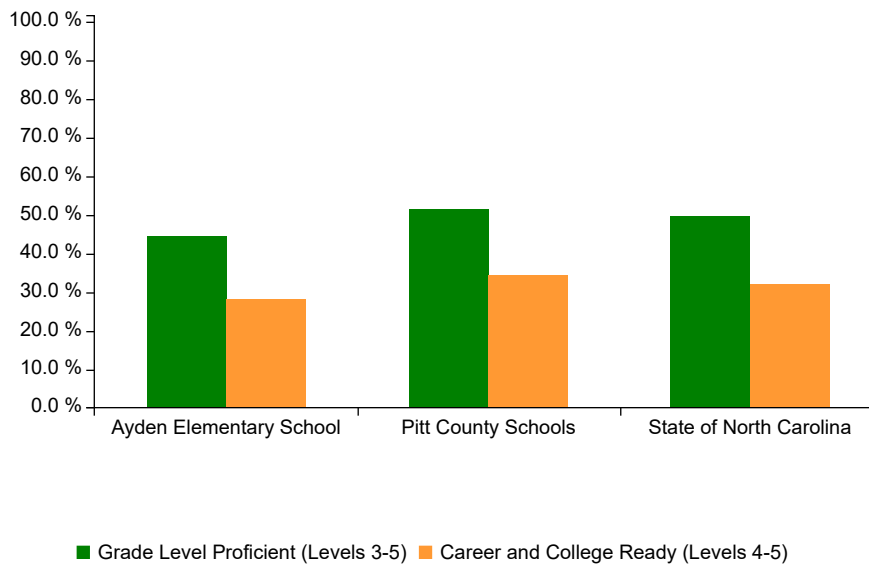
Student Performance by School/District	Student Performance by Subgroup
--	---------------------------------

This section describes student performance in various test subject areas. Student test performance is reported as one of four achievement levels. i Not Proficient is below grade level. Level 3 is grade level proficient. Levels 4 and 5 indicate students are on track for career-and-college readiness.

## Proficiency in Subject Areas

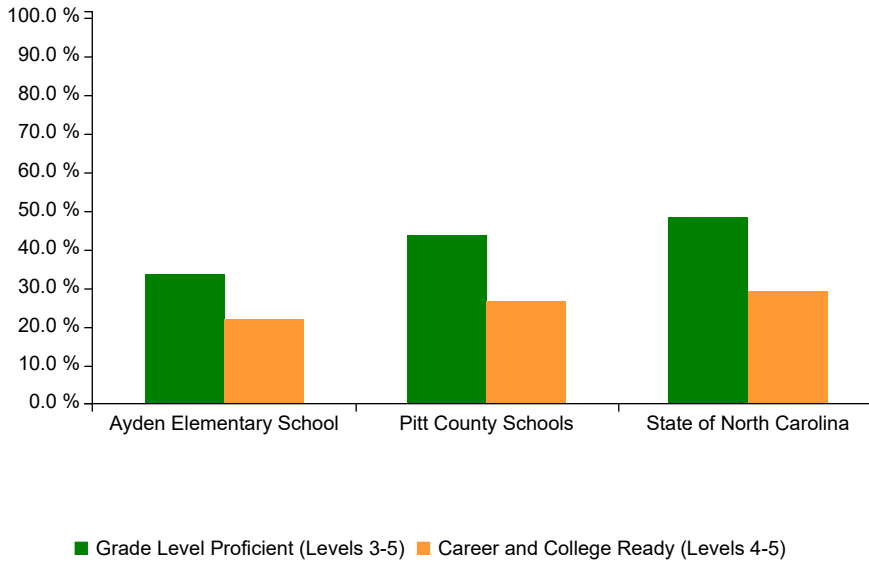
### Math Performance i

Summary Chart	Table
---------------	-------



### Reading Performance i

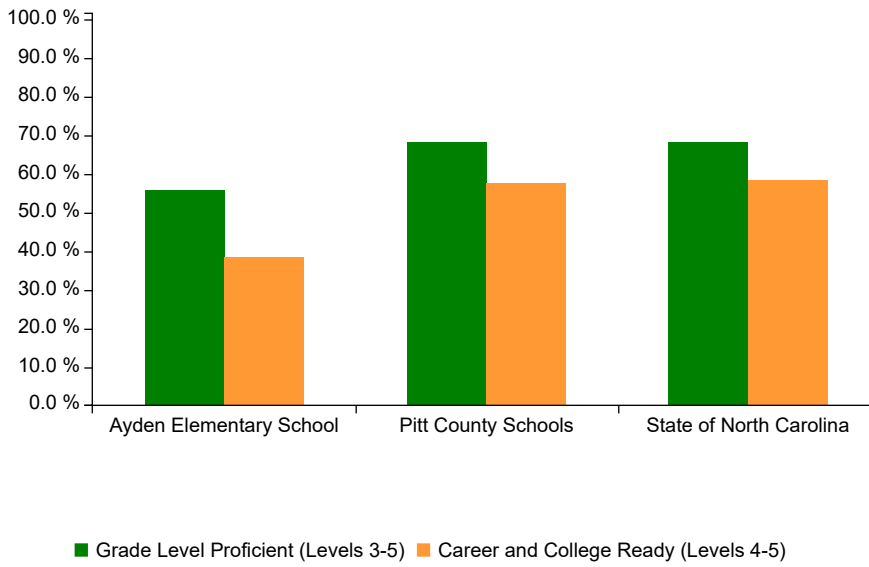
Summary Chart	Table
---------------	-------



### Science Performance i

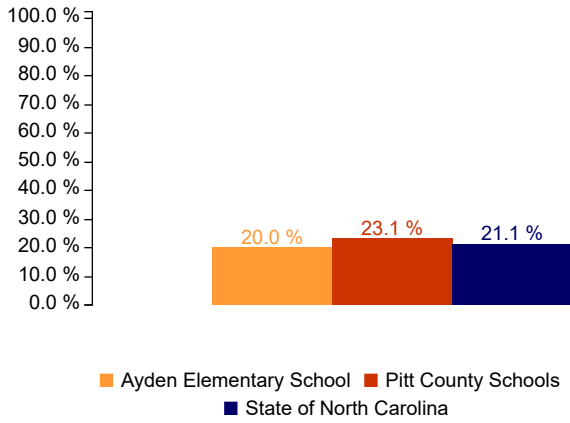
Summary Chart

Table

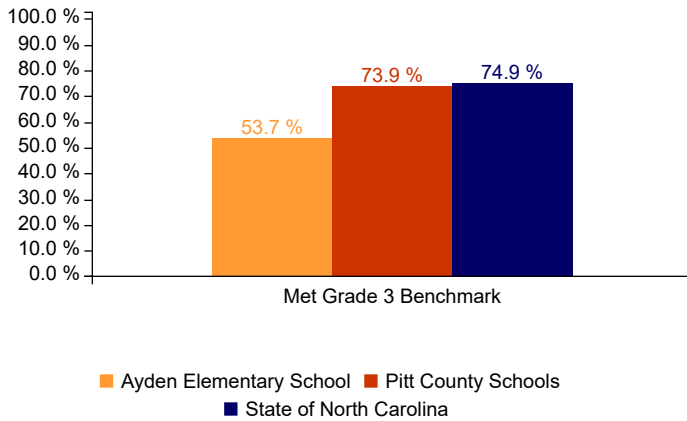


### Other Measures

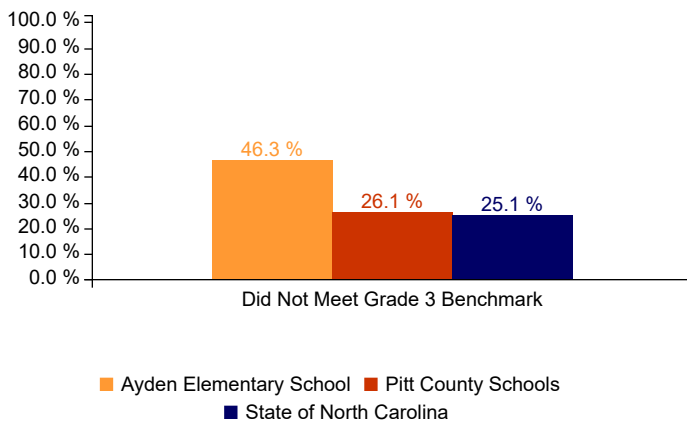
#### English Learner Progress i



### Read to Achieve - Met Grade 3 Benchmark i



### Read to Achieve - Did Not Meet Grade 3 Benchmark i



### Test Participation <sup>i</sup>

Percentage of students participating in state mandated standardized testing.

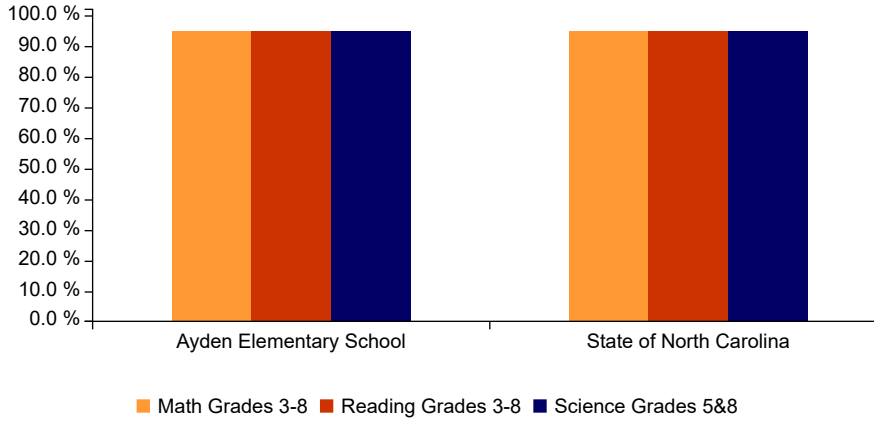


Chart Table

### Students with Disabilities Alternate Test Participation

The percent of tested students is expected to be below 1% at the state level. Most schools have so few students that this information may be masked to protect student privacy. <sup>i</sup>


## 2021-22 Teachers and Qualifications

This section provides information on teachers and their qualifications.

### National Board Professional Certified Teachers <sup>i</sup>

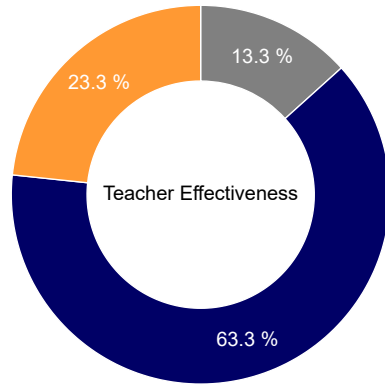
# 8

### National Board Certified Teachers <sup>i</sup>



Summary Chart Table

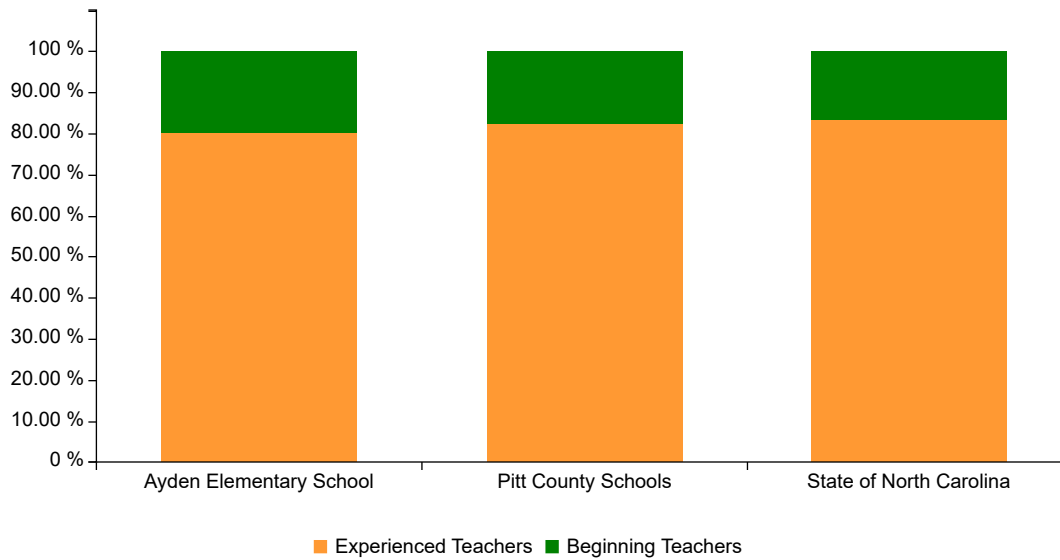
### Ayden Elementary School



■ Needs Improvement ■ Effective ■ Highly Effective

Chart Table

### Teacher Qualifications

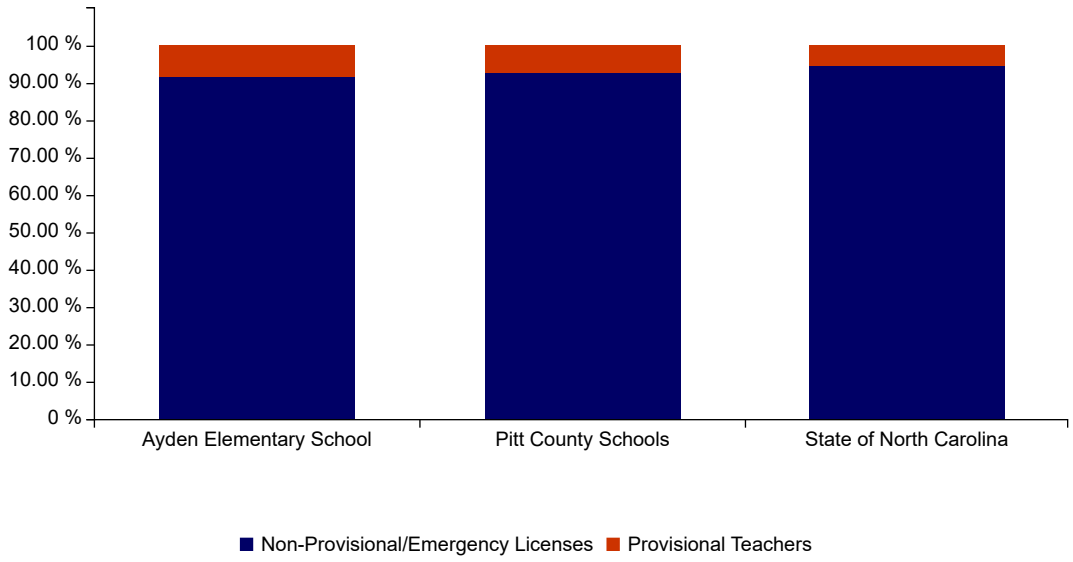


Summary Chart

Table



### Non-Provisional/Emergency Licenses



## 2021-22 School Environment

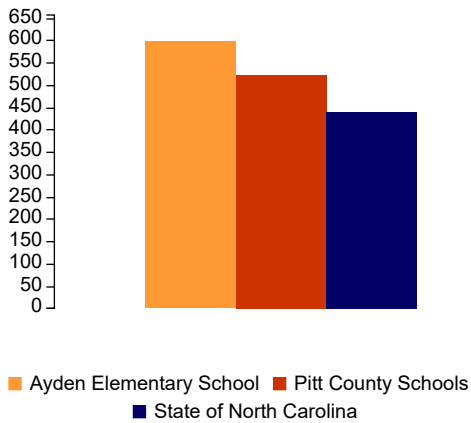
[View Environment by School/District](#) | [View Environment by Subgroup](#)

This section provides information on the school environment and facilities

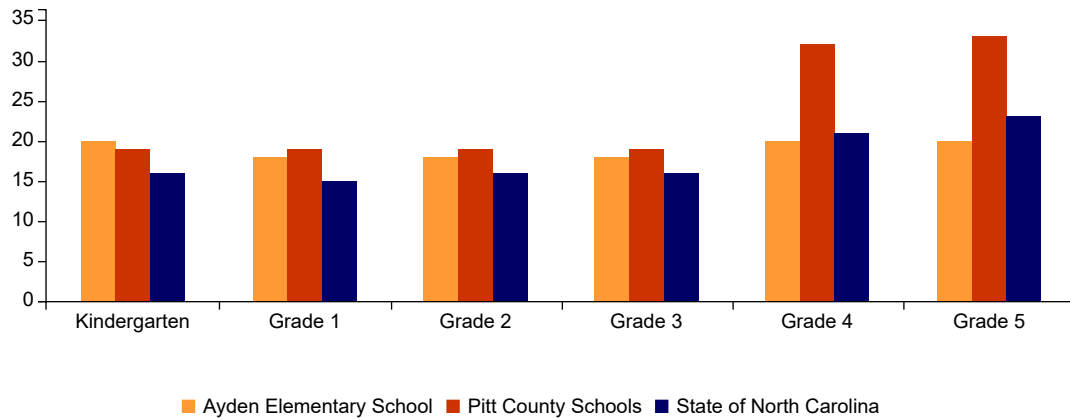
### Total Students

# 597

### Student Enrollment ⓘ



### Average Class Size i



### Number of Students Enrolled in Preschool i

Agency	Number Enrolled
Ayden Elementary School	24
Pitt County Schools	488
State of North Carolina	21466

### Suspension and Expulsion Rates (per 1000 students) i

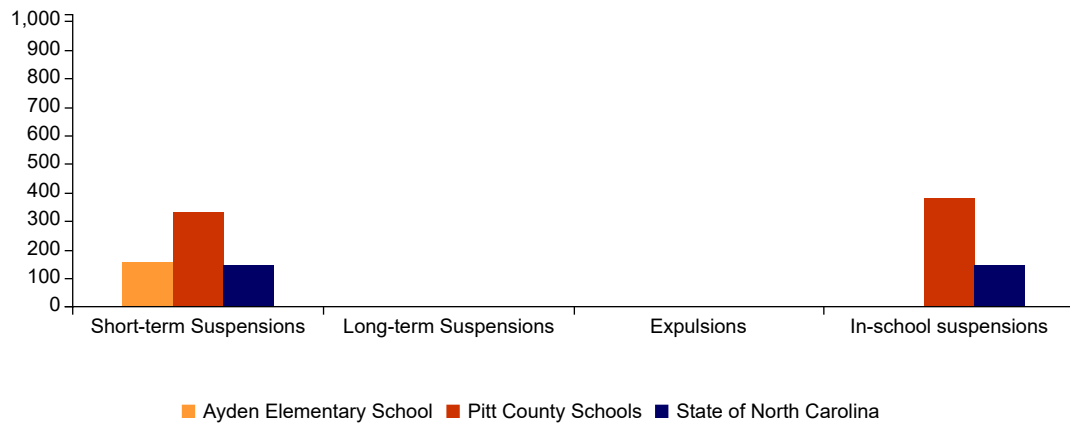


Chart Table

### Rates of Criminal Acts, Bullying, Law Enforcement Referrals, and Arrests (per 1000 Students) i

Agency	Criminal Acts	Bullying and Harassment	Referral to Law Enforcement	Arrests
Ayden Elementary School	3.35	5.03	0.00	0.00
Pitt County Schools	8.58	30.61	4.66	0.00
State of North Carolina	7.51	12.06	4.58	0.10

## Chronic Absenteeism i

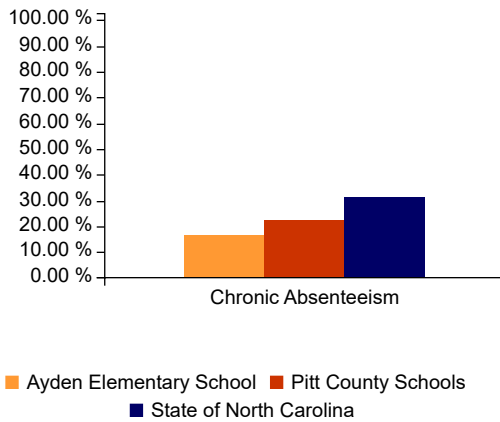


Chart Table

## Arts Education i

The following arts education programs are offered at Ayden Elementary School.

Dance	Music	Theatre Arts	Visual Arts

## 🧠 Strategic Planning 2021-22

This section provides information on Ayden Elementary School's strategic planning, goals and progress.

- Title 1 Status i
- Comprehensive or Targeted Support:
  - Targeted Support and Improvement (TSI) Additional Targeted Support i
  - Targeted Support and Improvement (TSI) Consistently Underperforming Subgroups (CU) i
- Low Performing School Designations:
  - i NC Designated Low Performing School

## 🧠 Progress Goals i

This school has progress goals for Math Grades 3-8, and Reading Grades 3-8 in the following student groups - ALL, Black, Economically Disadvantaged, Hispanic, Students with Disabilities, and White.

Click the following link 📄 ([https://accrpt.tops.ncsu.edu/essa\\_ltg/ltg.html](https://accrpt.tops.ncsu.edu/essa_ltg/ltg.html)) to see the progress of student groups at this school (note you will need to select this school again).

